



My name is: _____

How do these people from other lands protect themselves from the sun?






















My name is: _____

My day	Spanish child's day
	
	
	
	
	
	

Year 4 Worksheet 1 - Sun & Health

My name is: _____

Make a bar chart of your findings below.



How many children are most at risk from the sun?

Year 4 Worksheet 2 - Sun & Health

My name is: _____

Use the table to write information about each animal's skin.

Name of animal	Type of skin	How it protects
Hedgehog		
Leopard		
Chameleon		
Armadillo		
Human	Soft, very little hair. Pale, medium and dark skinned.	Protects from dirt and germs. Melanin in dark skin prevents it burning. Pale skin has little melanin and will burn easily.


Year 4 Worksheet 1 - Sun Protection

My name is: _____

Draw the sun in the sky.


Then draw the shadows of the tree and boy.

Remember: A shadow is caused by an object or person interrupting the rays of the sun.




Year 4 Worksheet 2 - Sun Protection


My name is: _____



At _____ my shadow was _____.



At _____ my shadow was _____.



At _____ my shadow was _____.

Remember: The sun is hottest between 11.00 o'clock and 3.00 o'clock.

Year 4 Worksheet 3 - Sun Protection

My name is: _____

We did a test to show the effect the sun had on some un-protected materials.

	paper	clay	fruit
What we did			
What happened?			
Why?			

FACT: The sun will burn our skin if we do not protect it!.